

Model	Go-Go Elite Traveller® ¹
Part Number	3-wheel: SC40E 4-wheel: SC44E
Weight Capacity	300 lbs.
Maximum Speed ²	Up to 4 mph
Ground Clearance ⁴	1.38" at motor / 0.75" at anti-tips
Turning Radius ⁵	3-wheel: 33" 4-wheel: 44"
Overall Length ⁴	3-wheel: 37" 4-wheel: 39.5"
Overall Width ⁴	19.5"
Seat-to-Ground Height	18.25"-20.25"
Seat-to-Deck Height ³	15.75"-17.25"
Front Tires	3-wheel: 2" x 8" solid 4-wheel: 2" x 7" solid
Rear Tires	2.5" x 8" solid
Suspension	N/A
Range Per Charge ^{2,3}	3W: Up to 7.25 miles (12 AH) 3W: Up to 10.5 miles (18 AH) 4W: Up to 6 miles (12 AH) 4W: Up to 9.75 miles (18 AH)
Total Weight With Batteries	3-wheel (12 AH): 95 lbs. 3-wheel (18 AH): 105 lbs. 4-wheel (12 AH): 99 lbs. 4-wheel (18 AH): 109 lbs.
Total Weight Without Batteries	3-wheel: 75.5 lbs. 4-wheel: 79.5 lbs.
Heaviest Piece When Disassembled ⁴	3-wheel: 29.5 lbs. (front section) 4-wheel: 34 lbs. (front section)
Standard Seating	Type: Foldable, compact, vinyl-covered Weight: 23 lbs. Material: Black vinyl Dimensions: Width: 17" Depth: 17"
Motor Output	24-volt DC motor, sealed mini-transaxle
Battery Requirements ⁵	Size: (2) 12 AH Weight: 9 lbs. each, 20 lbs. per battery pack or Size: (2) 18 AH Weight: 14 lbs. each (optional), 29.5 lbs. per battery pack
Battery Charger	Off-board, 2 amp

HCPSC Code: K0800 (Group 1, Standard)

- ¹ Pride® FDA Class II Medical Devices are designed to aid individuals with mobility impairments.
- ² Varies with user weight, terrain type, battery amp-hour (AH), battery charge, battery condition and tire condition. These specifications can be subject to a variance of (+/- 10%).
- ³ Tested in accordance with ANSI/RESNA, WC Vol2, section 4 & ISO 7176-4 standards. Results derived from theoretical calculations based on battery specifications and drive system performance. Test conducted at maximum weight capacity.
- ⁴ Due to manufacturing tolerances and continual product improvement, this specification can be subject to a variance of (+ or - 3%).
- ⁵ Battery weight may vary based on manufacturer.



HCPSC codes provided should not be considered as legal advice and do not guarantee reimbursement. DME providers are responsible for determining appropriate billing codes when submitting for insurance reimbursement.

NOTE: All specifications subject to change without notice. The information contained herein is correct at the time of publication; we reserve the right to alter specifications without prior notice. Speed and range vary with user weight, terrain type, battery charge, battery condition and tire pressure. Due to manufacturing tolerances and continual product improvement, length, width, turning radius and ground clearance can be subject to variance of + or - 3%. Special order seats or non-standard dimensions will not be fold-flat and depth-adjustable.

0003692-110821





GO GO¹
ELITE TRAVELLER®

**THE
QUICKEST
WAY TO
TRAVEL**



FDA Class II Medical Device¹

LIVE YOUR BEST®

pridemobility.com |    

THE QUICKEST WAY TO TRAVEL



The compact design of the Go-Go Elite Traveller® allows you to easily maneuver in tight spaces while providing stable outdoor performance. With a 300 lb. weight capacity, a charger port in the tiller, one-hand feather-touch disassembly and maximum speeds up to 4 mph, it's easy to go where you want to go!

Additional Features

- Delta tiller with charger port to conveniently charge your scooter
- Convenient dual voltage charger can charge battery pack on-board or off-board
- Feather-touch disassembly permits simple frame separation with only one hand and easily disassembles into five super lightweight pieces
- Front frame-mounted seat post offers maximum stability
- Microprocessor-based controller offers optimal power management and added safety features
- Pride's exclusive black, non-scutting tires
- Removable footboard basket for additional storage (4-wheel version only)

Colors (both color panel sets included)



Accessories*

- Cane clip attachment
- Cane/crutch holder (single, double)
- Cup holder
- Forearm crutch holder
- 50" Lap belt
- Oxygen tank holder
- Quad cane holder
- Rear basket
- Rearview mirror
- Saddlebag
- Safety flag
- Under seat storage (assembly required)
- Walker holder
- Weather cover
- Wishbone crutch holder
- XLR USB charger
- Extra 12AH battery box
- Extra 18AH battery box

Military Patches



* Only one rear accessory can be used at a time.



Two sets of easily changeable, red and blue colored panels.

Feather-touch disassembly for quick transport or storage.

Charger port located conveniently on the tiller.